

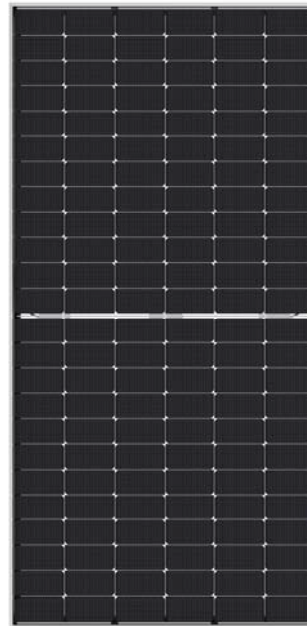
N-type

560-580 Watt

BIFACIAL MODULE WITH DUAL GLASS

N-Type

IEC61215(2016), IEC61730(2016)
ISO9001:2015: Quality Management System
ISO14001:2015: Environment Management System
ISO45001:2018
Occupational health and safety management systems



Key Features



SMBB Technology

Better light trapping and current collection to improve module power output and reliability.



Hot 2.0 Technology

The N-type module with Hot 2.0 technology has better reliability and lower LID/LETID.



PID Resistance

Excellent Anti-PID performance guarantee via optimized mass-production process and materials control.



Enhanced Mechanical Load

Certified to withstand: wind load (2400 Pascal) and snow load (5400 Pascal).

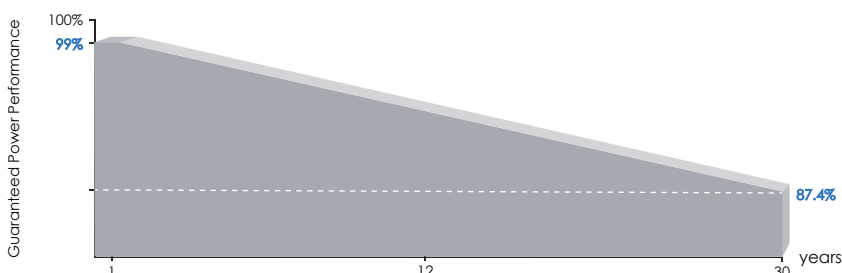


Higher Power Output

Module power increases 5-25% generally, bringing significantly lower LCOE and higher IRR.



LINEAR PERFORMANCE WARRANTY

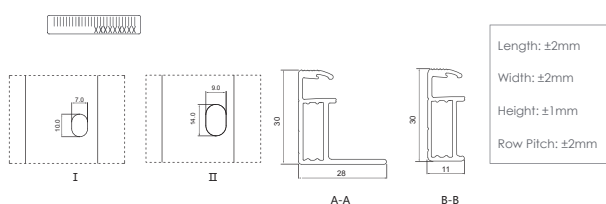
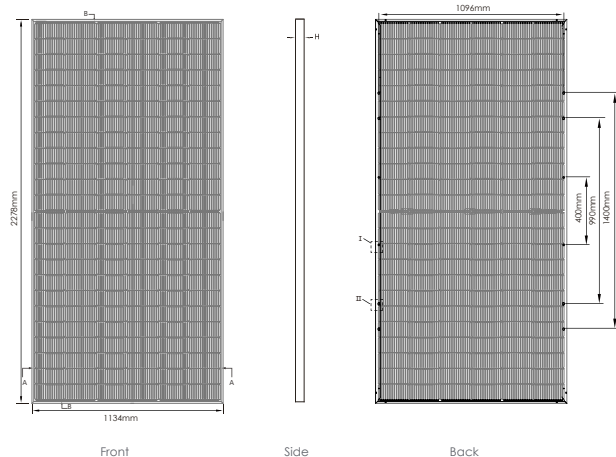


12 Year Product Warranty

30 Year Linear Power Warranty

0.40% Annual Degradation Over 30 years

Engineering Drawings



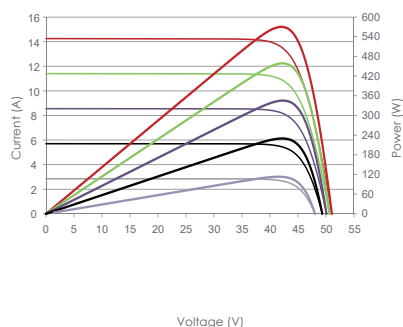
Packaging Configuration

(Two pallets = One stack)

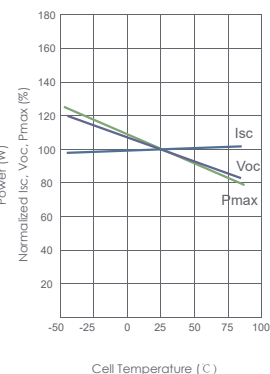
36pcs/pallets, 72pcs/stack, 720pcs/ 40'HQ Container

Electrical Performance & Temperature Dependence

Current-Voltage & Power-Voltage Curves (570W)



Temperature Dependence of Isc, Voc, Pmax



Mechanical Characteristics

Cell Type	N type Mono-crystalline
No. of cells	144 (2×72)
Dimensions	2278×1134×30mm (89.69×44.65×1.18 inch)
Weight	32 kg (70.55 lbs)
Front Glass	2.0mm, Anti-Reflection Coating
Back Glass	2.0mm, Heat Strengthened Glass
Frame	Anodized Aluminium Alloy
Junction Box	IP68 Rated
Output Cables	TUV 1×4.0mm ² (+): 300mm, (-): 300mm or Customized Length

SPECIFICATIONS

Module Type	ANM-ND560W		ANM-ND565W		ANM-ND570W		ANM-ND575W		ANM-ND580W	
	STC	NOCT	STC	NOCT	STC	NOCT	STC	NOCT	STC	NOCT
Maximum Power (Pmax)	560Wp	421Wp	565Wp	425Wp	570Wp	429Wp	575Wp	432Wp	580Wp	436Wp
Maximum Power Voltage (Vmp)	41.95V	39.39V	42.14V	39.52V	42.29V	39.65V	42.44V	39.78V	42.59V	39.87V
Maximum Power Current (Imp)	13.35A	10.69A	13.41A	10.75A	13.48A	10.81A	13.55A	10.87A	13.62A	10.94A
Open-circuit Voltage (Voc)	50.67V	48.13V	50.87V	48.32V	51.07V	48.51V	51.27V	48.70V	51.47V	48.89V
Short-circuit Current (Isc)	14.13A	11.41A	14.19A	11.46A	14.25A	11.50A	14.31A	11.55A	14.37A	11.60A
Module Efficiency STC (%)	21.68%		21.87%		22.07%		22.26%		22.45%	
Operating Temperature (°C)	-40°C~+85°C									
Maximum system voltage	1500VDC (IEC)									
Maximum series fuse rating	30A									
Power tolerance	0~+3%									
Temperature coefficients of Pmax	-0.29%/°C									
Temperature coefficients of Voc	-0.25%/°C									
Temperature coefficients of Isc	0.045%/°C									
Nominal operating cell temperature (NOCT)	45±2°C									
Refer. Bifacial Factor	80±5%									

BIFACIAL OUTPUT-REAR SIDE POWER GAIN

		5%		15%		25%	
		Maximum Power (Pmax)	Module Efficiency STC (%)	Maximum Power (Pmax)	Module Efficiency STC (%)	Maximum Power (Pmax)	Module Efficiency STC (%)
		588Wp	22.76%	644Wp	24.93%	700Wp	27.10%
		593Wp	22.97%	650Wp	25.15%	706Wp	27.34%
		599Wp	23.17%	656Wp	25.37%	713Wp	27.58%
		604Wp	23.37%	661Wp	25.60%	719Wp	27.82%
		609Wp	23.57%	667Wp	25.82%	725Wp	28.07%

*STC: Irradiance 1000W/m²

Cell Temperature 25°C

AM=1.5

NOCT: Irradiance 800W/m²

Ambient Temperature 20°C

AM=1.5

Wind Speed 1m/s